


1 2 3 4 5 6

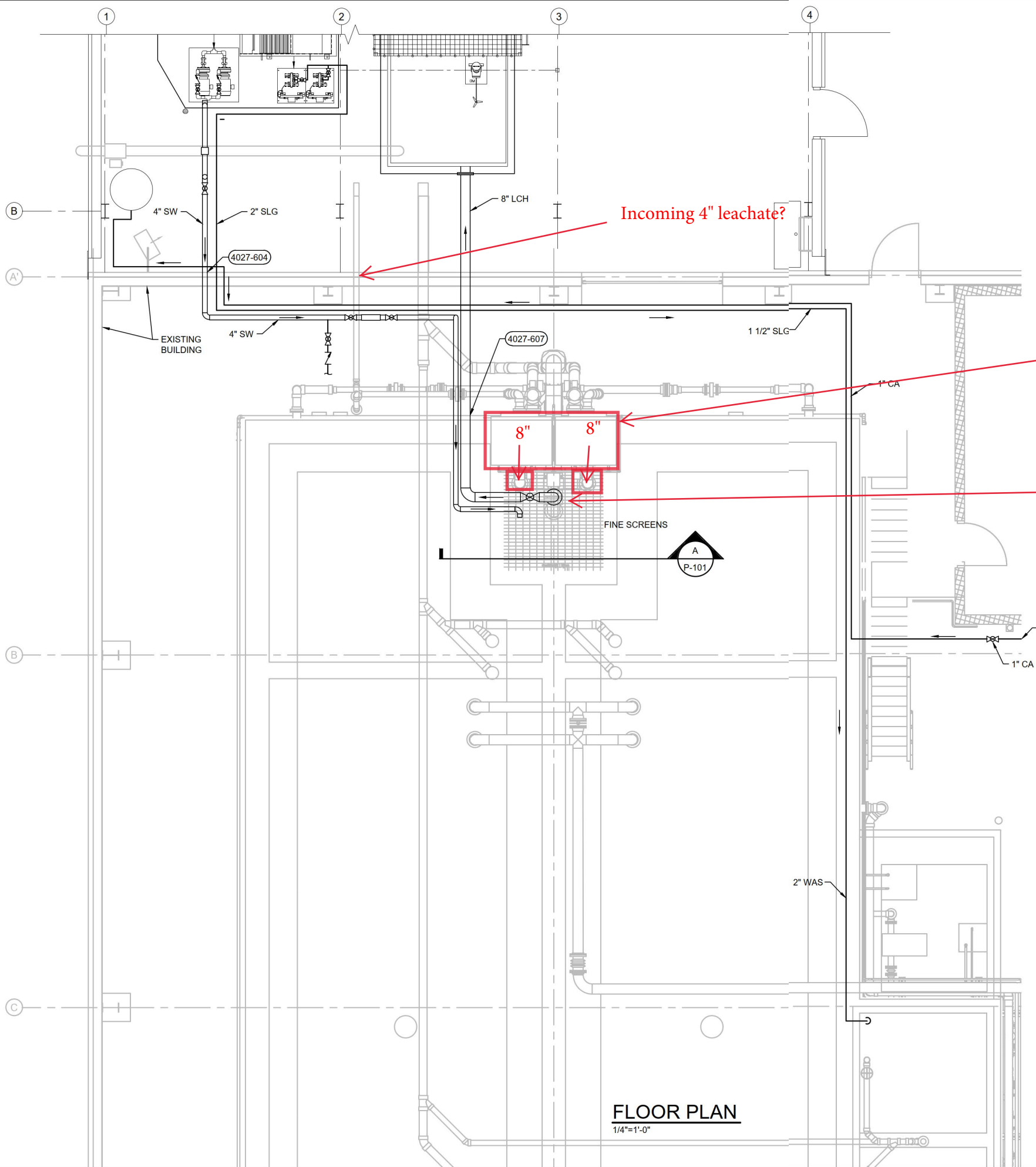
NOTES:
A. ???



CLH	APVD	BY	C. HINDS
ISSUED FOR BID	REVISION	CHK	APVD
NO.	DATE	DR	APVD
1	11/29/21	M. NICHOLSON	APVD
DSGN		R. BENFIELD	CHK
		J. VANBLANKENSTEIN	APVD

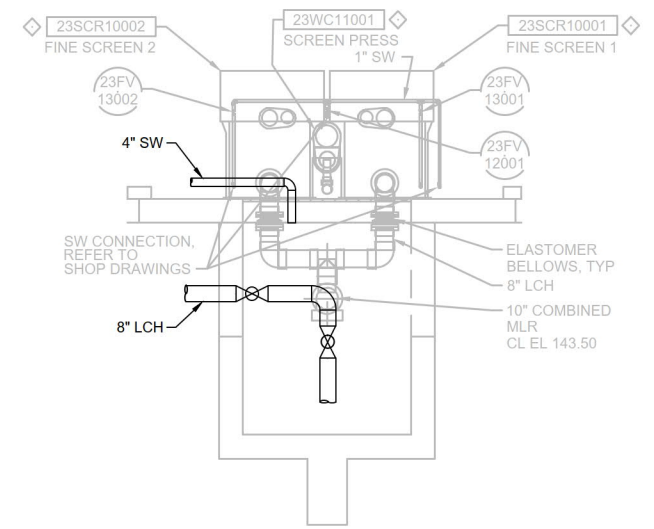
KODIAK LANDFILL AERATION TANK
KODIAK ISLAND BOROUGH
KODIAK, ALASKA

Jacobs	
PROCESS	FLOOR PLAN
VERIFY SCALE	
BAR IS ONE INCH ON ORIGINAL DRAWING.	
DATE	NOVEMBER 2021
PROJ	D3434201
DWG	P-101
SHEET	22



Fine screens are located here.

What is this connection? Is there a point of connection notated? How does the LCH product move from this connection to the pre-aeration tank? Does the 4" SW connect to something or just dump into the pit. Is the intent to intersect the screened leachate, run it through the softening equipment the pump back into these tanks?



FLOOR PLAN
1/4"=1'-0"

A SECTION
1/4"=1'-0"
P-101